

Thomson
NOW!

How to Buy on iChapters.com

easy as
1-2-3

1

Go to www.iChapters.com. In the Basic Search field, type the author, title or ISBN of your required textbook and click GO.

2

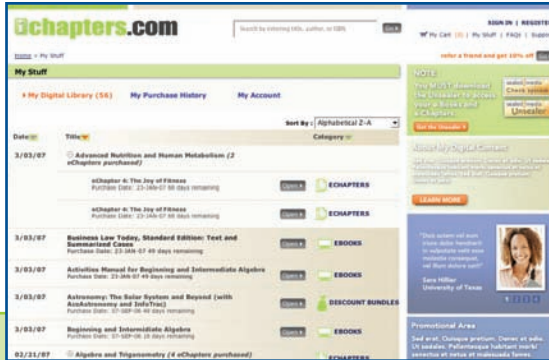
Choose your textbook by clicking on the book cover.

3

Click "Add" to place ThomsonNOW in your shopping cart. You are now ready to buy!

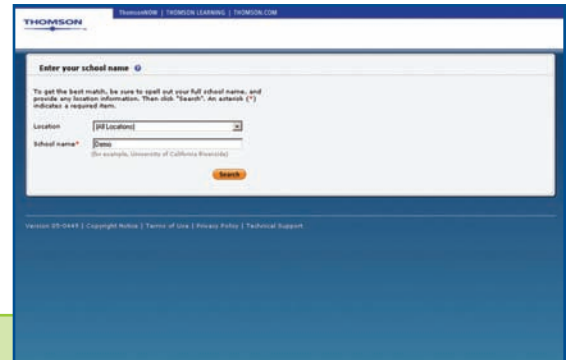
Once you've purchased ThomsonNOW, turn over for registration steps and access instructions.

How to Register & Access ThomsonNOW via iChapters.com



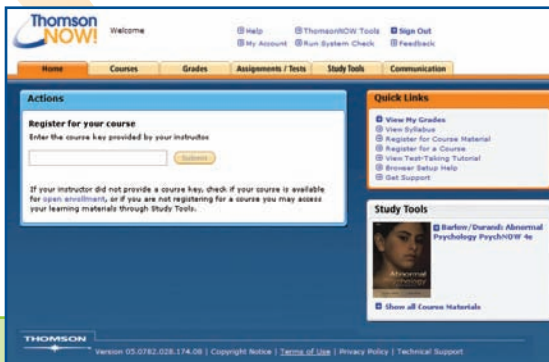
4

After completing your purchase click on "My Stuff" on your order confirmation page. Simply click "Open" to access your ThomsonNOW product.



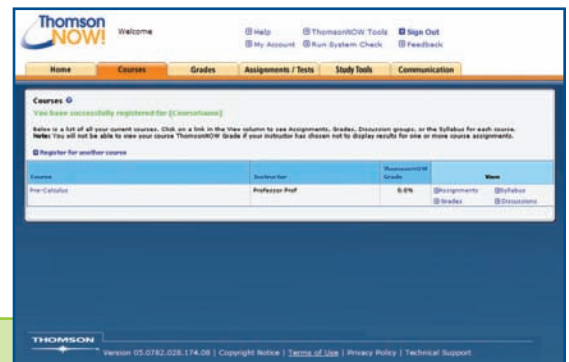
5

Enter your school information and follow screens to your ThomsonNOW homepage in Step 6.



6

To register for your course, enter the course key given to you by your instructor in the space provided. Then click "Submit".



7

Congratulations! You are now enrolled in your course and are ready to begin using ThomsonNOW.

Accessing ThomsonNOW After Registration
Go to www.iChapters.com. Sign in and click on "My Stuff". Click "Open" to access ThomsonNOW.

